

TSUBAKI TITAN CHAIN



FOR IMPROVED WEAR LIFE IN HARSH CONDITIONS



TITAN
TSUBAKI TITAN CHAIN

NEW
PRODUCT

DUST AND ABRASIVES WORK TOUGH ON CHAIN

DUST

Absorbs the lubricant resulting in premature wear and short life-time (e.g., wood fibers, paper dust, flour)

ABRASIVES


Work as compound or sandpaper damaging critical parts of the chain (e.g., stone chips, casting debris, steel chips, cement powder)

TITAN
TSUBAKI TITAN CHAIN

USING STANDARD CHAIN IN DUST / ABRASIVE CONDITIONS RESULTS IN A SHORT LIFETIME

TITAN
TSUBAKI TITAN CHAIN

COST



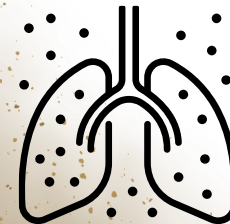
High cost due to
downtime/production
loss, cost to replace
chain, labour

SAFETY



Chain vibration and
jumping on sprockets
may cause injuries

HEALTH



Conducting
maintenance in
dusty conditions is
a health risk

TSUBAKI TITAN CHAIN DESIGNED FOR DUST / ABRASIVE APPLICATIONS

TITAN
TSUBAKI TITAN CHAIN

This NEW chain integrates the latest advancements from Tsubaki R&D to increase the wear life of roller chains in harsh environments

This unique product incorporates the best features that will outperform competitors' extended life chains

Therefore this chain delivers the ultimate in strength and extended wear life

CHAIN FEATURES

TITAN
TSUBAKI TITAN CHAIN

SPECIAL COATED PINS

hard, low friction surface

SEAMLESS BUSHES WITH LUBE GROOVES

seamless bush to hold lubricant at the point of contact, improving wear life

CORROSION RESISTANCE

nickel plated outer link plate in combination with a black oxide inner link plate

RING COIN

unique connecting link design to specify the chain to its full capacity

OUR **NEW** CHAIN SERIES




Tsubaki Titan Chain provides a harder surface, lower friction pin which limits the wear between pin and bush area

TITAN
TSUBAKI TITAN CHAIN

CHAIN FEATURES:

- ❶ Lube Grooves (LG)
RS16B - RS24B
- ❷ Seamless Bush, perfectly cylindrical
- ❸ Special Coated Pin
- ❹ Nickel Plated Outer Link Plates
- ❺ Ring Coin

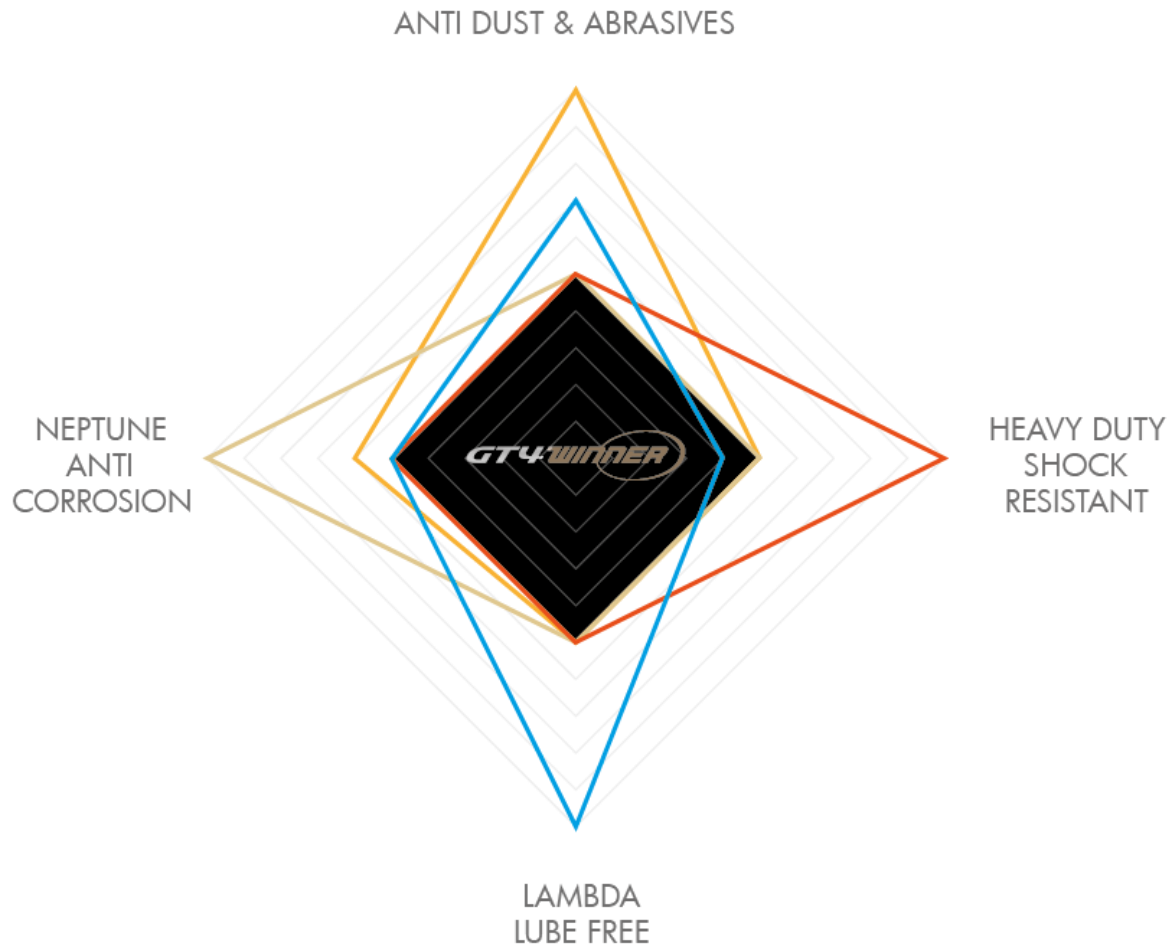


Specially designed by Tsubaki R&D to perform in dust/abrasive applications

OUR **NEW** CHAIN SERIES



TITAN
TSUBAKI TITAN CHAIN

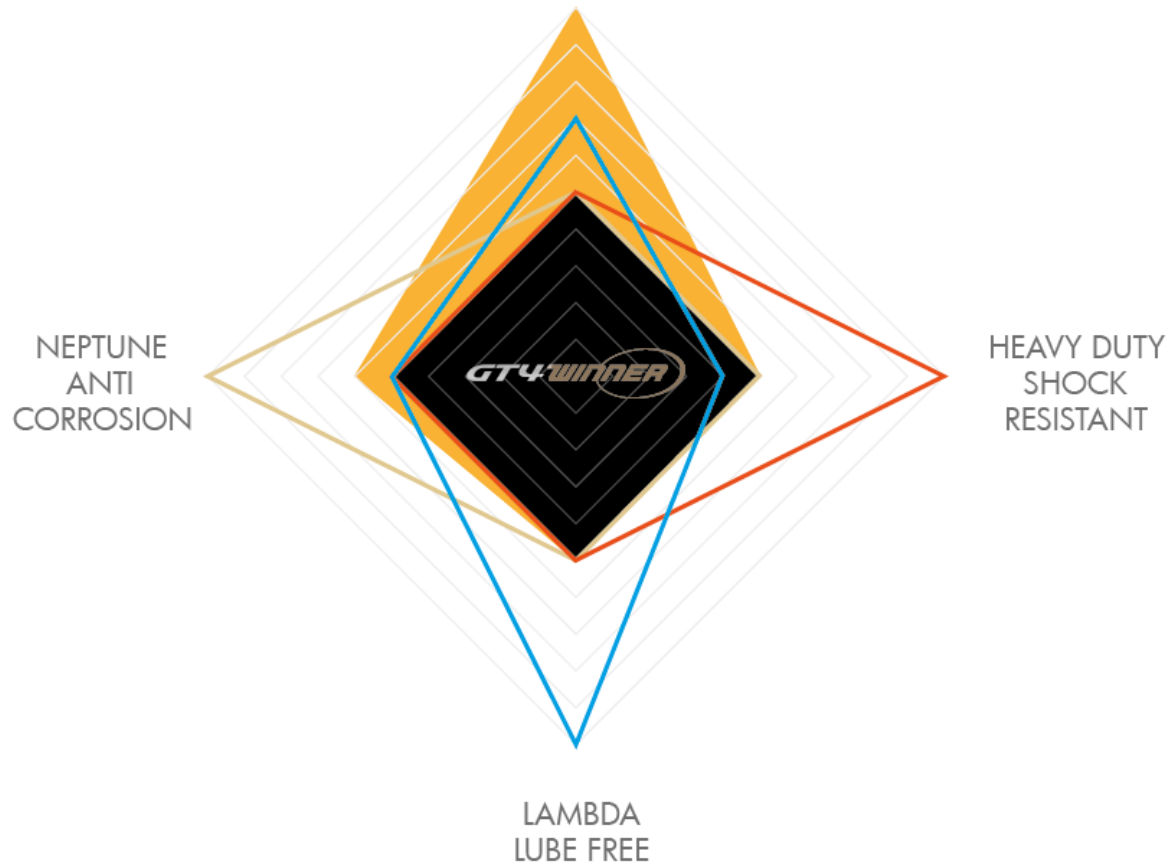


OUR **NEW** CHAIN SERIES



TSUBAKI TITAN ANTI DUST & ABRASIVES

TITAN
TSUBAKI TITAN CHAIN



OUR **NEW** CHAIN SERIES



TITAN
TSUBAKI TITAN CHAIN

TYPICAL USES OF TSUBAKI TITAN CHAIN INCLUDE:

- ★ Sawmill / wood processing
- ★ Brick / tile manufacturing
- ★ Gypsum board manufacturing
- ★ Mining
- ★ Metal working
- ★ Cement processing
- ★ Sugar processing
- ★ Paper processing



OUR **NEW** CHAIN SERIES



ADDED VALUE

- ★ Improved wear life in harsh conditions
- ★ Dimensions, MAL & MTS identical to Tsubaki GT4 Winner

PRODUCT LINE-UP

- ★ Drive chain : RS12B to RS32B Simplex
- ★ Parts : CL, 1POL
- ★ Additional sizes, ANSI, multi-strand and attachment options upon request

TITAN
TSUBAKI TITAN CHAIN





Another product **Innovation** from
TSUBAKIMOTO CHAIN Co. - JAPAN